



Our NM Series is perfect for any kind of raised flooring applications. When installed on a slopping surface, shims or the slope compensator can be placed on the pedestal head to ensure a level support surface. The slope compensator can add up to 1% of slope. **NM pedestal can adjust from 1" – 39" without the need for pedestal bracing.**



COMPONENTS

Adjustment Key
Fixed Head
Block System
NM Extension
Locking Coupling
Base with Pre-Cut Lines



DIMENSIONS

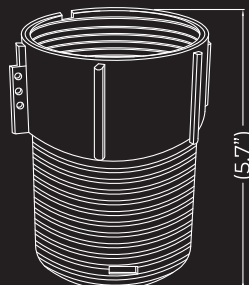
HEAD

Head Diameter	6"
Tabs	1/2" h x 5/32" w
Outside Tab Space	2"
Center Between Tabs	3 1/8"

BASE

Base Diameter	8"
Base Thickness	1/16"


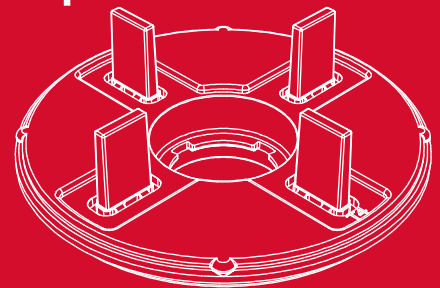
NM EXTENSION



BLOCK SYSTEM

Width	3 1/2"	Width	3 1/2"
V0	3/4"	V3	2 1/4"
V1	1/2"	V4	4"
V2	5/32"	V5	6"

Specifications



3310 N. Benzing Road
Orchard Park, NY 14127


800.828.8424
www.mrpsupports.com

NM COMPONENTS

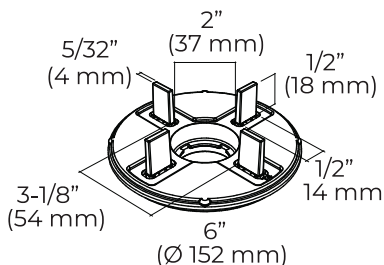
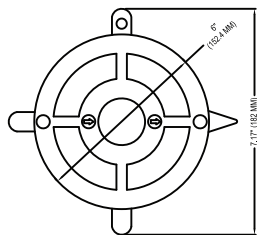
NM PEDESTAL CAN ADJUST FROM 1" – 39"
WITHOUT THE NEED FOR PEDESTAL BRACING

MRP

SUPPORTS



Components



3-1/2" (88 mm)

- V0** 3/4" (19 mm)
- V1** 7/8" (22 mm)
- V2** 1-1/4" (35 mm)
- V3** 2-1/4" (60 mm)
- V4** 4" (105 mm)
- V5** 6" (155 mm)

ADJUSTMENT KEY

Our unique "Adjustment Key" allows you to level and adjust our Eterno Pedestal Supports WITHOUT removing the paver. This unique feature saves labor costs and reduces possible injuries from lifting the concrete paver.



SLOPE COMPENSATOR

The Slope Compensator is compatible with the NM, SB and EH series of pedestal supports in order to level the slope by 0% up to with a simple twist. It is possible to use several compensators to achieve a level surface.




NM FIXED HEAD

Fixed head with built in rubber material for anti-noise and anti-slip purposes.



BLOCK SYSTEM & LOCKING COUPLING

Block system indicates to installer when unit has safely reached its maximum height adjustment. A cut out is also part of this system that allows the installer to push in the safety tab that allows components to be released if necessary. The locking coupling allows the head to be locked into the treated screw.



NM EXTENSION

The NM Extension is utilized when heights surpass the maximum height of the NM-5 Pedestal (10.63"). Each extension will add up to 5.7" to the overall height of the pedestal being installed.



SMOOTH SUPPORTING BASE

Base bottom has water drainage holes.

800.828.8424

www.mrpsupports.com