

RECTANGLE

The MRP Supports planter collection includes a variety of shapes with multiple design options and features. Style options range from standard to modern and contemporary.

Our collection is categorized by straightforward shape names to get you to the right selection quickly.

Every planter is made to order regardless of size or quantity.



STANDARD



GROOVE



CROSS



SURFACE



RECESSED PANEL



LASER CUT



TOE KICK

MATERIALS AND FINISHES


Presented below are popular metal choices and finishes they are commonly paired with. Other custom combinations should be clearly specified.

ALUMINUM, STEEL & STAINLESS STEEL powder-coated



01

Silver




02

Metallic Bronze




03

Metallic Charcoal




04

Red




05

Rust




06

White




07

Matte Black




08

Wrinkle Grey




09

Blue



10

Burgundy




11

Bronze



12

Texture Black



13

Grey




14

Charcoal



15

Grey Brown



16


Wrinkle Black

STAINLESS STEEL blackened or polished




01

Brushed




02

Polished




03

Non Directional




04

Blackened




01

Natural




02

Pre Weathered



01

Zinc Patina



02

Brushed

CORTEN STEEL natural rust finish

ALUMINUM zinc patina or brushed

SIZE

The RECTANGLE planter is available in 12 standard sizes with supporting CAD files. See the chart below for our standard sizing. Alternately, specify your preferred size, with supporting easy to adjust CAD files.

15"H

36"L x 15"W x 15"H

48"L x 15"W x 15"H

60"L x 15"W x 15"H

18"H

36"L x 18"W x 18"H

48"L x 18"W x 18"H

60"L x 18"W x 18"H

24"H

36"L x 24"W x 24"H

48"L x 24"W x 24"H

60"L x 24"W x 24"H

30"H

36"L x 10"W x 30"H

48"L x 10"W x 30"H

60"L x 10"W x 30"H

